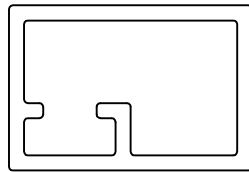
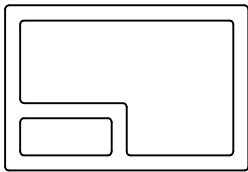
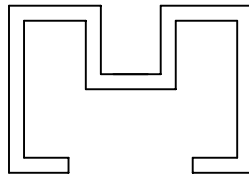
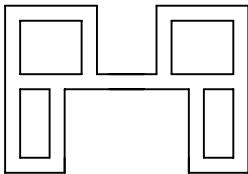



SOLID AND HOLLOW PROFILES



SOLID PROFILES REDUCE DIE COSTS AND ARE OFTEN EASIER TO PRODUCE, SO WHERE POSSIBLE, CONSIDERATION SHOULD BE TAKEN TO DETERMINE WHETHER A PROFILE NEEDS TO INCLUDE CAVITIES.

REDUCING THE NUMBER OF CAVITIES IN A HOLLOW PROFILE MAKES IT EASIER TO EXTRUDE. THIS INCREASES DIE STABILITY.

JOINTING - CLIP FIT JOINTS



ALUMINIUM'S ELASTICITY IS HIGHLY SUITED TO CLIP FITS. THESE GIVE FAR QUICKER ASSEMBLY TIMES THAN, FOR EXAMPLE, SCREW OR WELDED JOINTS.

ALUMINIUM IS STILL A SOLID METAL SO SUFFICIENT LEG LENGTHS MUST BE ALLOWED FOR THE CLIP TO WORK CORRECTLY.

REMOVABLE CLIP

PERMANENT CLIP